#37611 Storming Bubble Blaster Size: 210mm x 273mm

GAZILLION BUBBLES

STORMIN' BUBBLE BLASTER

GB INSTRUCTIONS

F INSTRUCTIONS E INSTRUCCIONES D BEDIENUNGSANLEITUNG
P INSTRUÇÕES I ISTRUZIONI PER IL NL INSTRUCTIES

1.

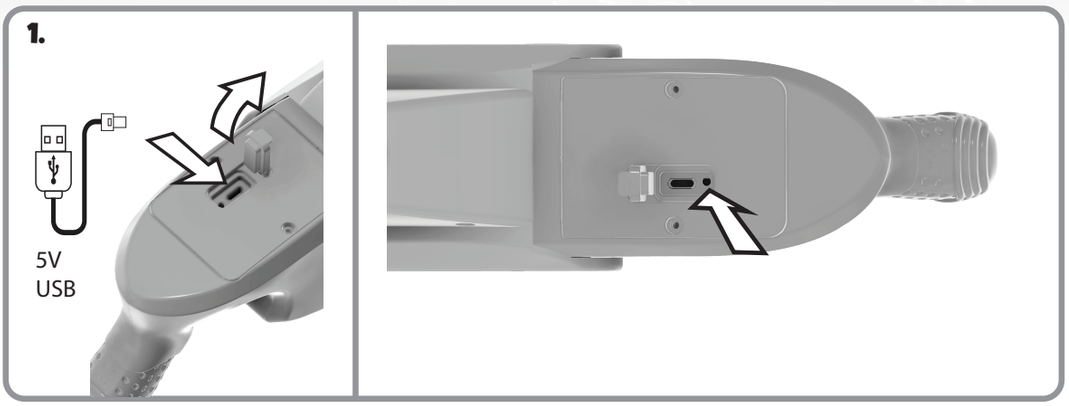

GB Open cover; connect charger
Charging: red, charged: green
F Ouvrez le couvercle ouvert ; connectez le chargeur.
En charge: rouge, complètement chargé: vert
E Abra la tapa; conecte el cargador.
Cargando: rojo, Carga completada: verde
D Deckel öffnen, Ladekabel anschließen.
Lädt: Rot, Vollständig geladen: Grün
P Abrir a cobertura; Ligar o carregador.
A carregar: Vermelho, Carga a 100%: Verde
I Aprire cover; Collegare caricabatterie
Ricarica: Rosso, Ricarica completa: Verde
NL Open deksel; verbind de oplader
Charging: Rood, Batterijfout: Groen

2.

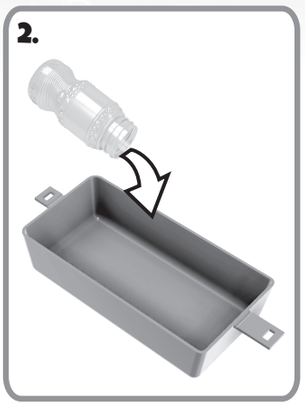

GB Fill with solution
F Remplir avec la solution
E Llenar con la disolución
D Mit Lösung füllen
P Riempire con la soluzione
I Encha com a solução
NL Vul met oplossing

3.

GB Dip wand into tray
F Trempe la baguette dans le bac
E Sumerge la vara en la bandeja.
D Stab in schale tunken
P Intingere la bacchetta nel vassoio
I Mergulhe a varinha na bandeja
NL Dip het zwaard in het bakje

4.

GB Hold blaster straight, pull trigger
F Tiens le blaster bien droit et appuie sur la détente
E Sujeta con firmeza y aprieta el gatillo
D houd blazer recht, haal de trekker over
P segure o lançador em linha reta e puxe o avgatilho
I Tieni lo spara-bolle dritto e premi il grilletto
NL Blaster aufrecht halten und Abzug drücken

5.

GB Recycle solution
F Recycle la solution
E Recicla la solución.
D Lösung recyceln
P Reutilize a solução
I Riciclare la soluzione
NL Recycle-oplossing

6.

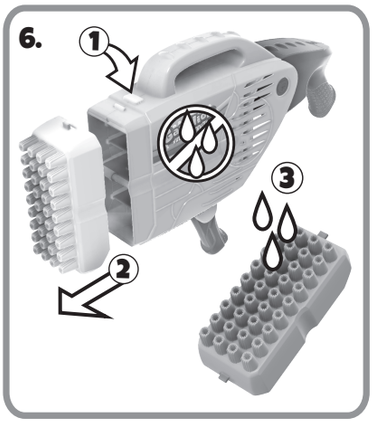

GB Rinse with warm water
F Rince à l'eau chaude
E Aclara con agua tibia.
D Mit warmem Wasser spülen
P Enxágue com água morna
I Risciacquare con acqua tiepida
NL Uitspoelen met warm water

* All instruction sheets must be retained since it contains important information.
* Toutes les fiches d'instructions contiennent des informations importantes et doivent donc être conservées.
* Debe conservar todas las hojas de instrucciones porque contienen información importante.
* Alle Anleitungen müssen aufbewahrt werden, da sie wichtige Informationen enthalten.
* Alle instructiebladen moeten worden bewaard, omdat ze belangrijke informatie bevatten.
* Tutte le istruzioni vanno conservate, in quanto contengono informazioni importanti.
* Todos os manuais de instruções devem ser preservados, pois contêm informações importantes.

GB © 2024 Funrise. All rights reserved.
F © 2024 Funrise. Tous droits réservés.
E © 2024 Funrise. Todos los derechos reservados.
D © 2024 Funrise. Alle rechte vorbehalten.
I © 2024 Funrise. Todos os direitos reservados.
P © 2024 Funrise. Tutti i diritti riservati.
NL © 2024 Funrise. Alle rechten voorbehouden.

1-800-882-3808
https://gazillion.funrise.com/care-instructions
Funrise